

The Super3 contains the same basic elements as the Big6, but is written for younger students to understand.


1. Plan - (Beginning)

When students get an assignment or a task, BEFORE they start doing anything, they should think:

- What am I supposed to do?
- What will it look like if I do a really good job?
- What do I need to find out to do the job?

Big6 Steps:

- Task Definition
- Information Seeking Strategies




2. Do - (Middle)

In the Middle the students DO the activity. This is where they read, view, tell, make a picture, etc.

Big6 Steps:

- Location and Access
- Use of Information
- Synthesis




3. Review - (End)

Before finishing the product and turning it in, students should stop and think— Is this done?

- Did I do what I was supposed to do?
- Do I feel ok about this?
- Should I do something else before I turn it in?

Big6 Steps:

- Evaluation



The "Big6™" is copyright © (1987) Michael B. Eisenberg and Robert E. Berkowitz. For more information, visit: www.big6.com

Super3 information from <http://academic.wsc.edu/redl/classes/tami/super3.html>

created by Tami J. Little. Handout created by: Barbara J. Shoemaker, School Media Specialist, Mill Road Elementary, K-2 Red Hook Central School District, Red Hook, NY